





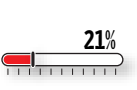
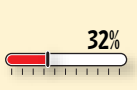


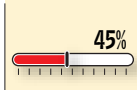


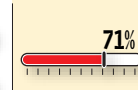


# RUNNING BEHIND SCHEDULE

Delays in the Bharat Nirman project are also leading to cost overruns

Component	 <b>Irrigation</b> (in million hectares)	 <b>Drinking water</b> (Number of habitations)	 <b>Roads</b> a Habitations b Upgradation**	 <b>Housing</b> (No.)	 <b>Electrification</b> a No. of villages b No. of BPL households	 <b>Telephone connectivity</b> (No. of villages)
Target for 4 years (2005-09)	10	552,035	a 66,802 b 340,316	6 million	a 125,000 b 230 mn	66,822
Achievement in first two years (2005-07)	2.11	174,415	a 12,327 b 89,533	2.67 million	a 38,525 b 673,000	47,747
Achievement in %	 21%	 32%	a  18% b  26%	 45%	a  31% b  0.3%	 71%
Cumulative central release in 2005-07 (in Rs crore)	4,202.28	7,572.33	10,450.68	4,736.85	4,903.95	85.26

\*\*in km; includes new connectivity

Source: Planning Commission