









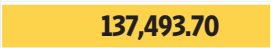


# HOW THE MERGING TELCOS STACK UP

Key metrics of the companies that are in merger talks and how their shares moved on Tuesday.

Operator	Subscribers (in million) (as on 31 Mar 2008)	Market share (in %)	Market cap (in Rs crore)	10 June (Closing price in Rs )
RCom	 <b>45.45</b>	 <b>17.43</b>	 <b>1,13,624.7</b>	<b>550.50</b> ▼ 0.6%
Spice Comm	 <b>4.21</b>	 <b>1.61</b>	 <b>3,822.19</b>	<b>55.40</b> ▲ 4.14%
Idea	 <b>24.00</b>	 <b>9.27</b>	 <b>26,235.02</b>	<b>99.65</b> ▼ 1.87%
MTN	 <b>68.00</b>	na	 <b>137,493.70</b>	<b>131.50*</b> ▼ 2.6%

\*In South African Rand, equivalent to Rs718; na: Not available

Source: Companies