










FOREIGN FUNDING

Capital flows as a percentage of gross domestic capital formation.

Figures in %

FY2000		8.7
FY2001		8.0
FY2002		7.5
FY2003		8.5
FY2004		10.5
FY2005		12.6
FY2006		9.1
FY2007		13.8
FY2008		24.6

Source: Citi Investment Research & Analysis